

EVERHARD®



BUILDERS
selection

BUILDERS selection

Basic | Style | Premium

Our Builders Packs offer coordinated kitchen, laundry and bathroom solutions across three defined tiers, Basic, Style and Premium. Each package is carefully pre-selected to simplify specification, streamline procurement and ensure consistency across every wet area within a project.


Designed to suit a range of residential build types, from entry-level housing through to premium custom homes, the tiered structure provides clarity in product selection while maintaining alignment in form, finish and overall performance.

SHOP THE RANGE



Basic Builders Pack

| | |
|----------------|----|
| Overview | 04 |
| The Pack | 06 |



Style Builders Pack

| | |
|----------------|----|
| Overview | 08 |
| The Pack | 10 |



Premium Builders Pack

| | |
|----------------|----|
| Overview | 12 |
| The Pack | 14 |



BASIC



The **Basic Builders Pack** delivers essential performance across kitchen, laundry and bathroom, designed for durability and straightforward functionality. At the centre of the range is the **Classic 45L Laundry Unit**, a practical and proven solution that reflects the pack's focus on reliability and ease of installation.

Complemented by coordinated sink, toilet and basin selections, the **Basic** pack provides consistent, no-fuss solutions suited to entry-level and volume residential builds.

KITCHEN



Classic 1.75 Bowl & Drainer

RH : 73144

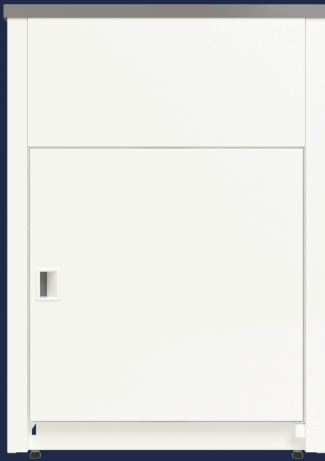
LH : 73145



Classic Double Bowl

73162

LAUNDRY



Classic 45L Laundry Unit

71C4510



Classic 45L Utility Sink

71245

BATHROOM




Classic Back To Wall Toilet Suite

75C0010B




EI TRADE 1TH Oval Drop In Basin

75115B



STYLE



The Style Builders Pack introduces modern detailing and refined finishes while maintaining everyday usability. The Nugleam 35L Utility Sink defines the character of this range, offering cleaner lines and a more contemporary aesthetic across the laundry space.

Matched with updated kitchen and bathroom selections, the Style pack delivers a cohesive step up in form and presentation, ideal for mid-range residential projects.

KITCHEN



Nugleam Double Sink
73N0014

LAUNDRY



Nugleam 35L Utility Sink
73300


BATHROOM



Nugleam Back To Wall Toilet Suite
75592



Nugleam Rectangle Above Counter Basin
74N0004



PREMIUM



The Premium Builders Pack represents the highest level of refinement within the range, combining elevated materials with contemporary design. The Excellence Squareline 32L Utility Sink sets the tone with its defined geometry and premium finish, establishing a more architectural presence across the space.

Paired with refined kitchen and bathroom solutions, the Premium pack delivers a cohesive, high-end outcome across all wet areas, suited to custom and higher-value residential builds.

KITCHEN



Excellence Squareline Double Bowl
73179

LAUNDRY



Excellence Squareline 32L Utility Sink
73176B

BATHROOM



Nugleam Contour Wall Faced Suite
75590



Nugleam Round Above Counter Basin
74N0003

Our Locations

Brisbane (Head Office)

454 Newman Road
Geebung QLD 4034
(07) 3637 6444

Brisbane (Brendale Warehouse)

25 Robertson Road
Brendale, QLD 4500
131 926

Sydney

464 Victoria Street
Wetherill Park NSW 2164
(02) 8711 1111

Melbourne

11-13 Claredale Road
Dandenong VIC 3175
(03) 9771 7344

Perth

28 Haydock Street
Forrestdale WA 6112
(08) 9417 8222

Tasmania

2B Knoll Street
Glenorchy TAS 7010
(03) 6273 3455